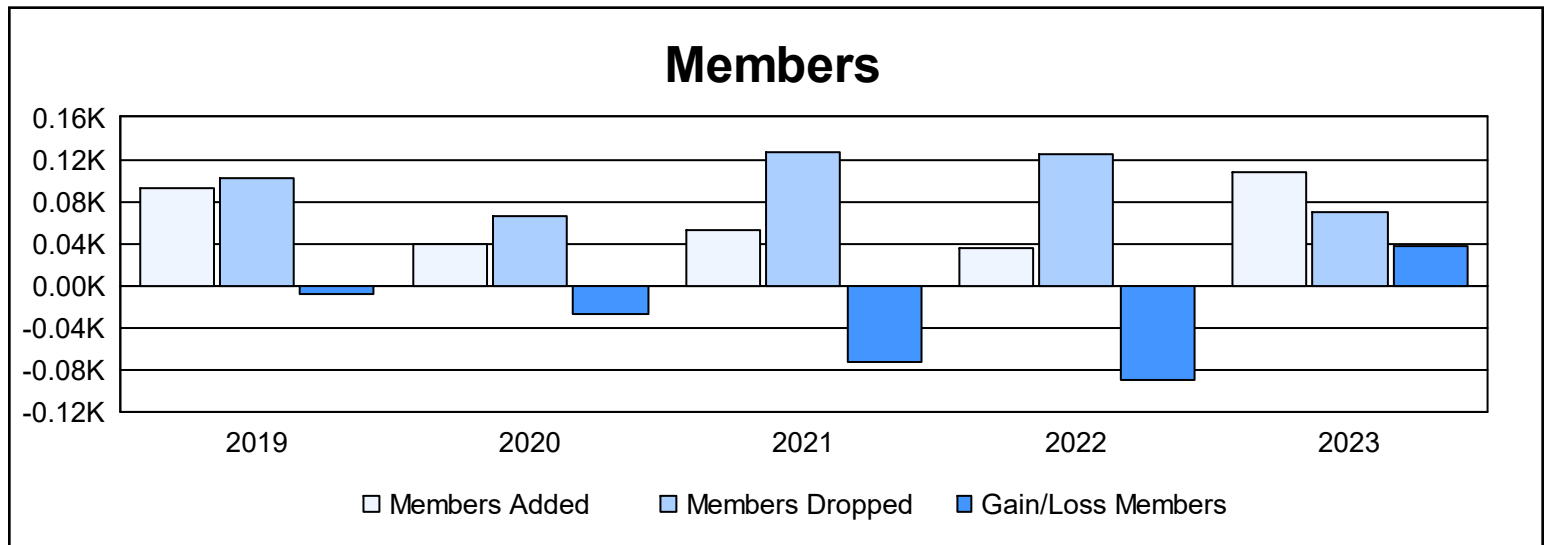
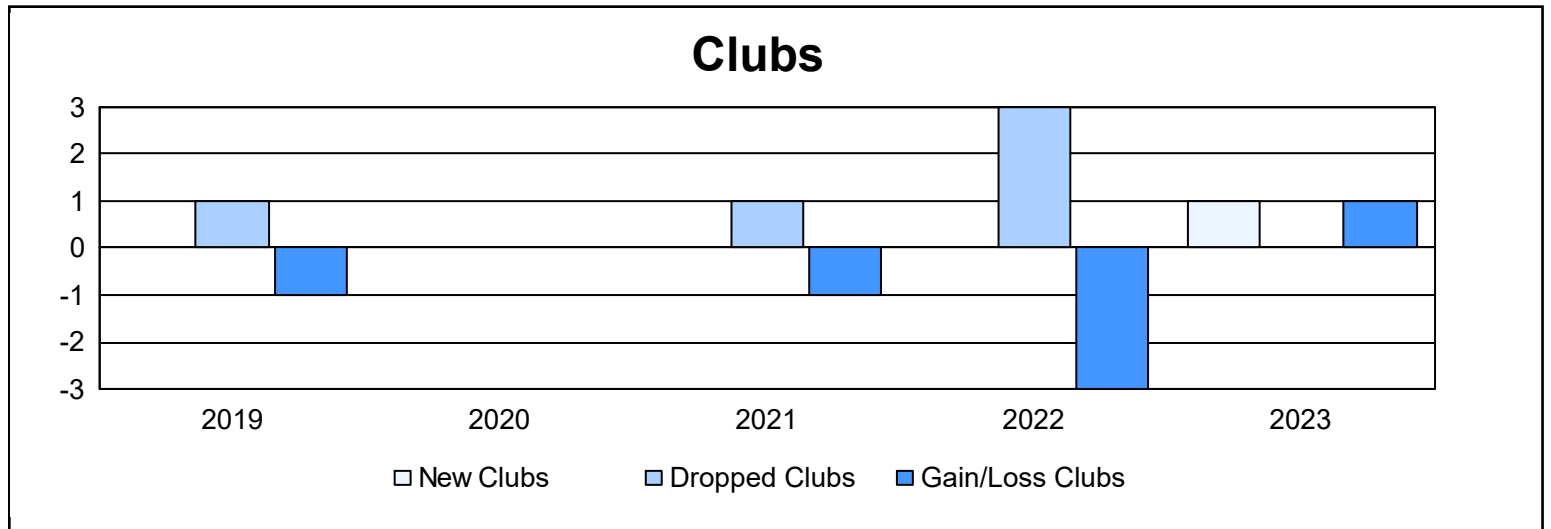
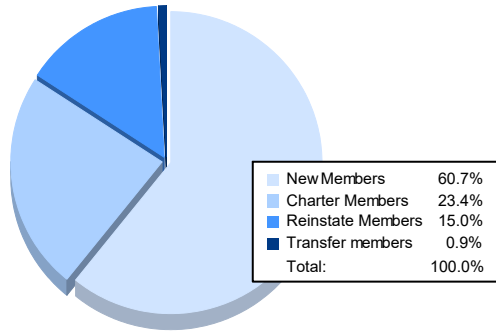


| Year | New Clubs | Dropped Clubs | Gain/ Loss Clubs | New Members | Charter Members | Reinstate Members | Transfer Members | Total Member Added | Total Members Dropped | Gain/ Loss Members |
|----------------|-----------|---------------|------------------|-------------|-----------------|-------------------|------------------|--------------------|-----------------------|--------------------|
| 2018-2019 | 0 | 1 | -1 | 88 | 1 | 3 | 1 | 93 | 102 | -9 |
| 2019-2020 | 0 | 0 | 0 | 36 | 0 | 2 | 1 | 39 | 66 | -27 |
| 2020-2021 | 0 | 1 | -1 | 50 | 0 | 3 | 0 | 53 | 126 | -73 |
| 2021-2022 | 0 | 3 | -3 | 32 | 0 | 2 | 1 | 35 | 124 | -89 |
| 2022-2023 | 1 | 0 | 1 | 65 | 25 | 16 | 1 | 107 | 69 | 38 |
| Average | 0 | 1 | -1 | 54 | 5 | 5 | 1 | 65 | 97 | -32 |



Membership Composition June 2023 Cumulative



Gender Composition June 2023 Cumulative

